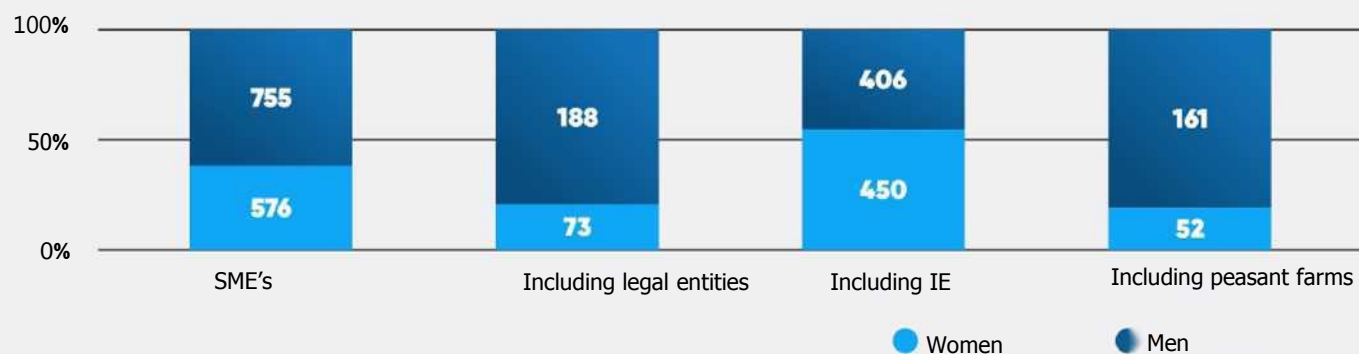


INDICATORS OF GENDER STATISTICS OF ENTREPRENEURSHIP

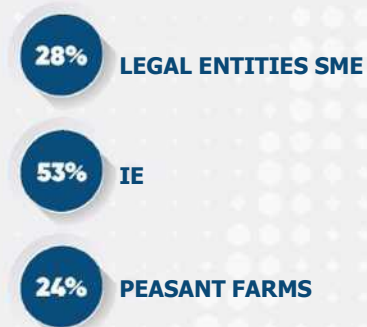
AS OF 01.01.2020

02

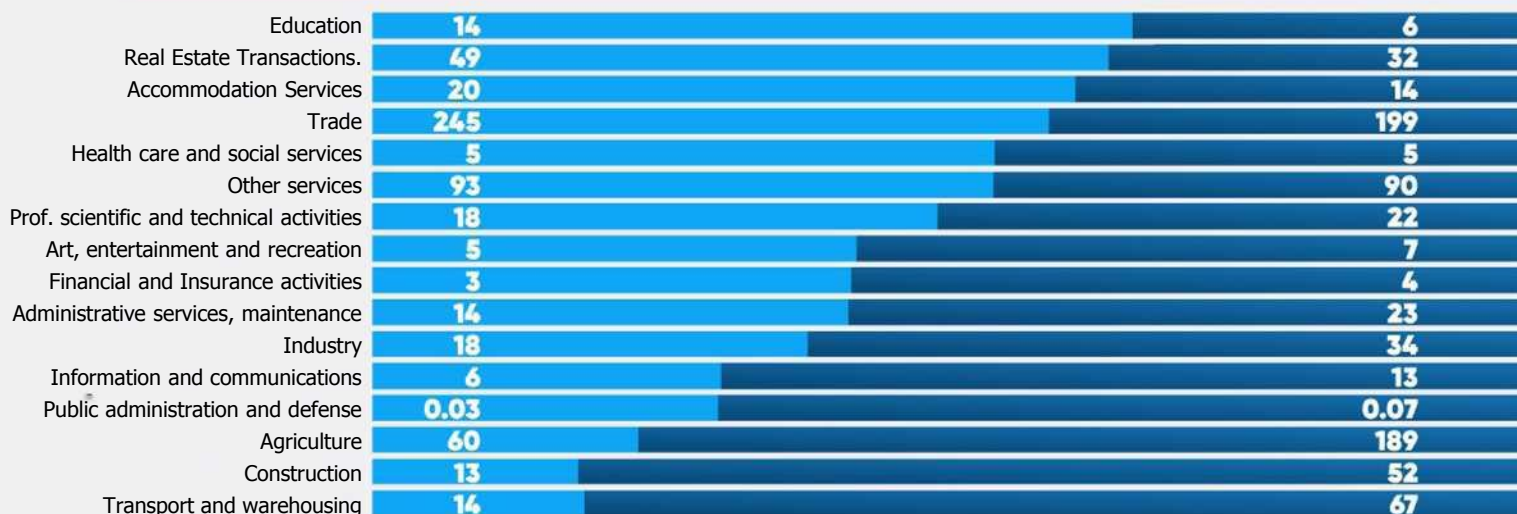
WORKING SMALL AND MEDIUM-SIZED BUSINESSES LED BY WOMEN AND MEN (IN UNITS) +



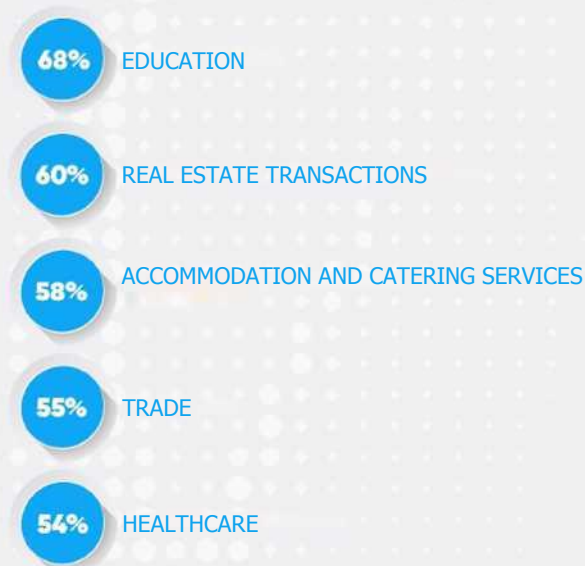
THE SHARE OF WOMEN IN THE STRUCTURE OF SMALL BUSINESS OWNERS IS 43%:



WOMEN AND MEN OWNED SME'S (IN THOUSANDS OF UNITS) +

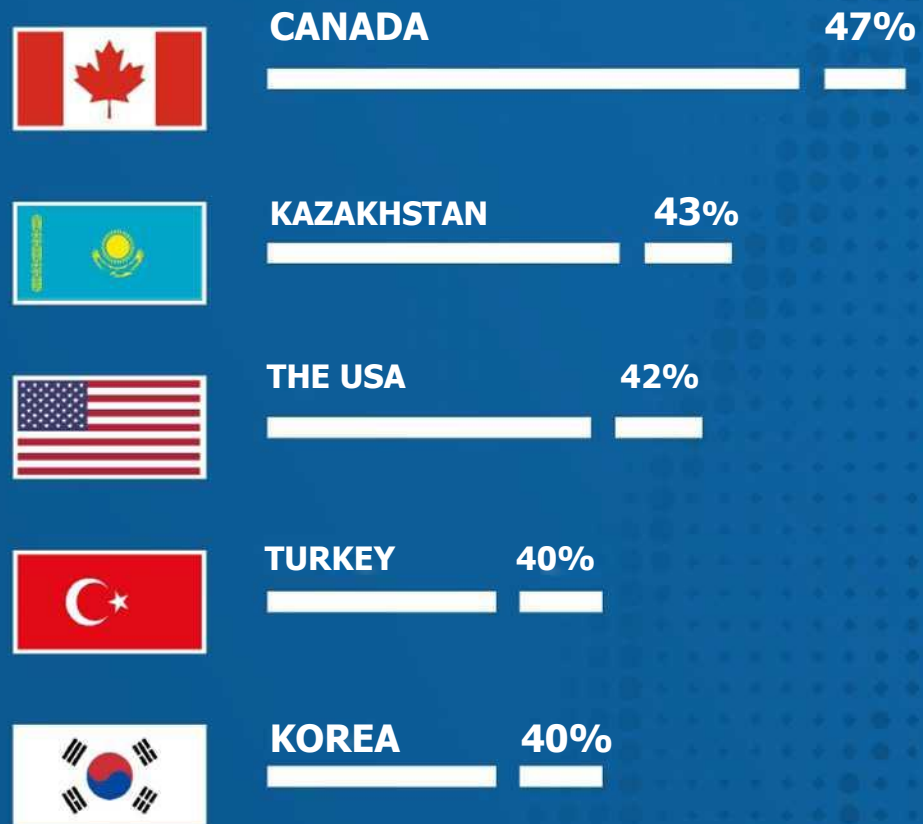


WOMEN ENTREPRENEURS DOMINATE THE FOLLOWING INDUSTRIES:



Data source: Bureau of National Statistics ASPR RK (www.stat.gov.kz)

SHARE OF FEMALE BUSINESS OWNERS (BENCHMARKING WITH SELECTED OECD COUNTRIES)



WHAT GOVERNMENT SUPPORT MEASURES EXIST FOR MSB

TOTAL SUPPORTED

INCL. WOMEN'S PROJECTS

CONCESSIONAL LENDING

69 356 borrowers
2 384 MLRD. TENGE loan amount

CONCESSIONAL LENDING

39 791 borrowers (57% share)
292 MLRD. TENGE loan amount (12% share)

SUBSIDY FEE RATE

19 716 projects
3 657 MLRD. TENGE loan amount

SUBSIDY FEE RATE

6341 projects (32% share)
835 MLRD. TENGE loan amount (23% share)

CREDIT GUARANTEE

16 241 projects
591 MLRD. TENGE loan amount

CREDIT GUARANTEE

5 595 projects (34% share)
132 MLRD. TENGE loan amount (22% share)

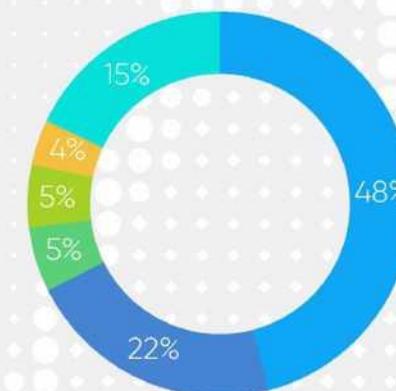
TOTAL:

102 775 PROJECTS
6 519 MLRD. TENGE

TOTAL :

51 727 PROJECTS (50%)
1 260 MLRD. TENGE (19%)

TOP INDUSTRY BY PROJECTS QUANTITY



- TRADING
- AGRICULTURE
- EDUCATION
- MANUFACTURING IND.
- OTHER SERVICES
- OTHER SECTORS

AVERAGE PORTRAIT OF WOMAN PARTICIPANT IN THE DAMU FUND'S PROGRAMS

Every second client of the Fund
(50% of clients of all programs are women)

Individual
entrepreneur

39-40 years old

Trade sector

About 127,000 people are employed by female participants of the Fund's programs (26% of the total number of those employed at the enterprises of all clients of the Fund)



Investments

Loan of 28 million tenge

The average annual revenue
is 67 million tenge

Pays taxes of 3 million tenge
annually

Employs 10 people